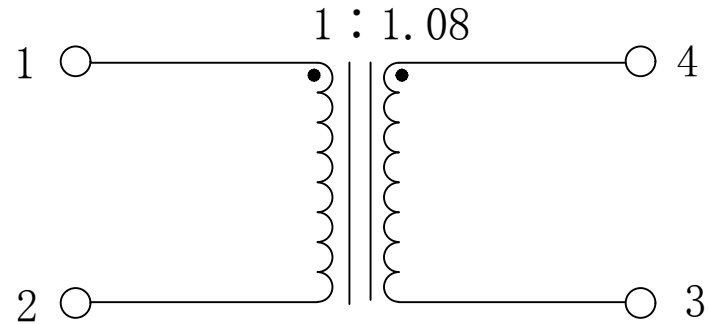


Schematic:

REV.	ECN NO.	DESCRIPTION	DATE	APPD
B	REL		2017/06/29	



Electrical Specification @25°C

1. Turns Ratio: 1:1.08 ±2%

2. OCL:

P3-4=80uH min, @100KHz 0.1V

3. DCR : 0.30 Max

4. CWW: 35pF Max

5. LL @10KHz 0.1V:

1.0uH Max

6. Hi-Pot: 5000VDC

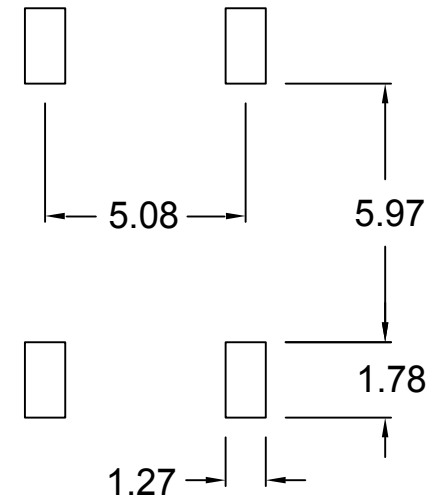
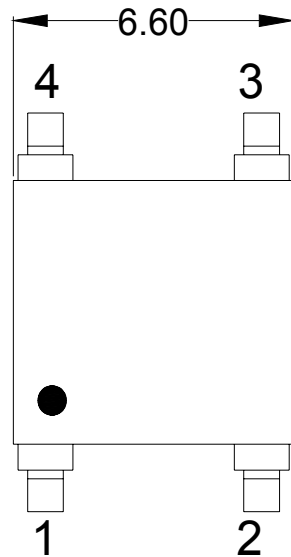
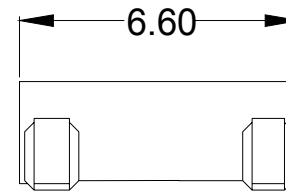
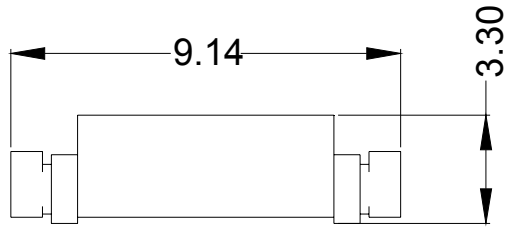
7. Operating Temperature: -40 ~ +125 .



X:X	APPD:	LINK-PP INT'L TECHNOLOGY CO., LIMITED
X:XX ±0.25	CHKD:	TITLE: Common Mode Chokes
X:XXX	DR: James	PART NO.: LPA0614ANL-L
ANGLES ±1°	UNIT: mm	
	SCALE: 2/1	SHEET: 1/2
	REV: B	DWG NO.: LP17062928

Mechanical:

REV.	ECN NO.	DESCRIPTION	DATE	APPD
B	REL		2017/06/29	



SUGGESTED PAD LAYOUT

NOTES:

1. Solderability leads shall meet ML-STD-202G Method 208H Solderability.
2. Flammability: UL94v-0
3. ROHS Compliant Component
4. Recommended IR Reflow peak temp of 255°C Max
5. UL Certification: File Number E484635.



X:X	APPD:	LINK-PP INT'L TECHNOLOGY CO., LIMITED
X:XX ±0.25	CHKD:	TITLE: Common Mode Chokes
X:XXX	DR: James	PART NO.: LPA0614ANL-L
ANGLES ±1°	UNIT: mm	
	SCALE: 2/1	SHEET: 2/2
	REV: B	DWG NO.: LP17062928