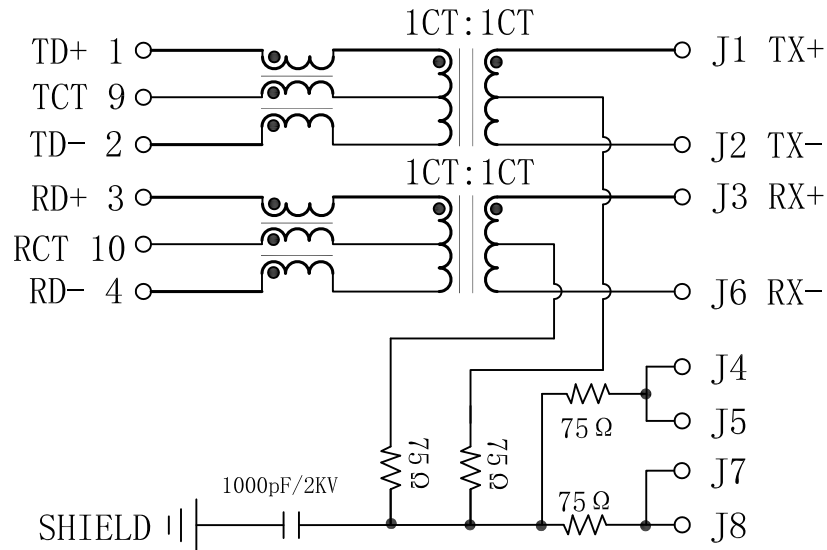


Schematic:

REV.	ECN NO.	DESCRIPTION	DATE	APPD
A	REL		2018-08-22	

CONNECTOR SOLDER SIDE

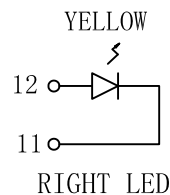
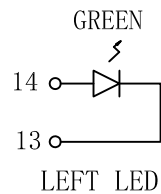


RJ45 CONTACT SIDE

Electrical Specifications @25°C

- Transmitter filter & Receiver filter
Type: Balance low pass 100 Ω impedance
Insertion Loss: 1-100MHz: -1.0dB MAX
Return Loss:
1-30MHz: -18dB MIN. load 100 Ω
30-60MHz: -16dB MIN. load 100 Ω
60-80MHz: -12dB MIN. load 100 Ω
- Turns Ratio: TX=1CT:1CT RX=1CT:1CT
- Inductance (@ 100KHz, 0.1V, 8mA DC BIAS):
350uH MIN
- Crosstalk: 1-100MHz: -30dB MIN
- CMR: 1-100MHz: -30dB MIN
- Hipot Test: 1500VAC, 60sec
- Operating Temperature: 0°C ~ 70°C.

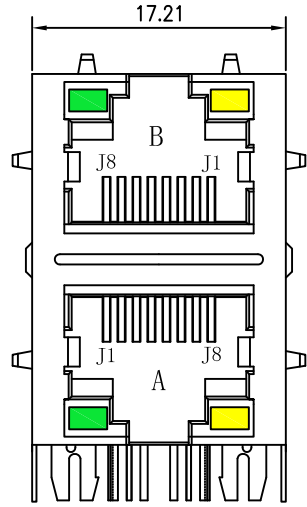
Emitting Color	λ p(nm)	VF@IF=20mA	IR @VR=5V
GREEN	565	1.8~2.6V	10 μ A max
YELLOW	585	1.8~2.6V	10 μ A max



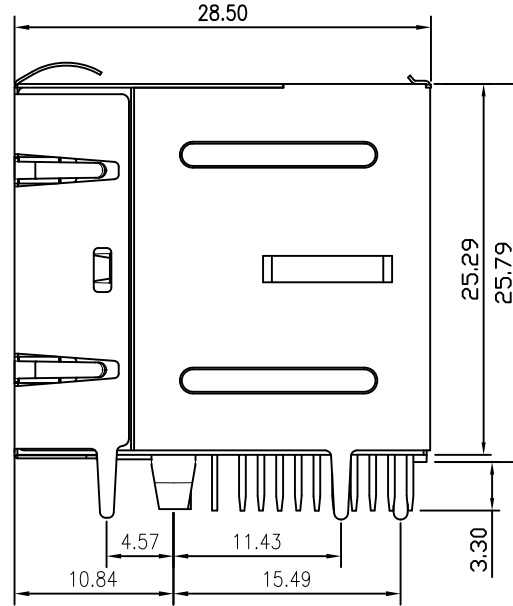
X:X ±0.30	APPD:	LINK-PP INT'L TECHNOLOGY CO., LIMITED		
X:XX ±0.25	CHKD:			
X:XXX ±0.05	DR: TOM	TITLE: 2*1 RJ45 Connector with 10/100 Base-T Integrated Magnetics		
ANGLES ±1°	UNIT: mm	PART NO.: LPJ17405AHNL		
	SCALE: 2/1	SHEET: 1/2	REV: A	DWG NO.: LP18082201

Mechanical:

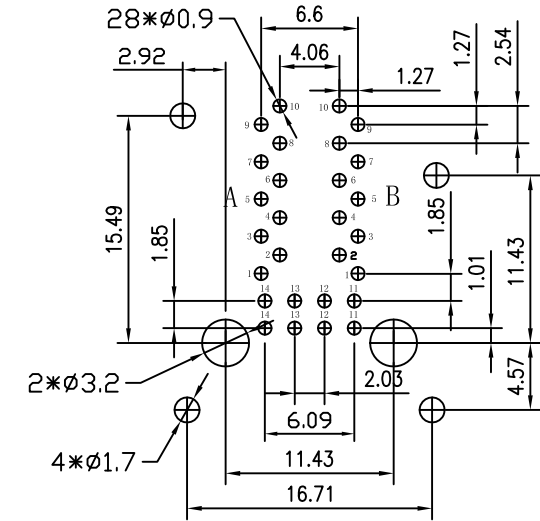
REV.	ECN NO.	DESCRIPTION	DATE	APPD
A	REL		2018-08-22	



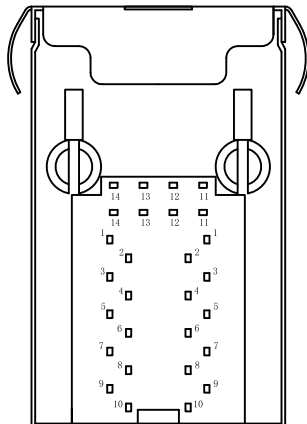
Front Side View



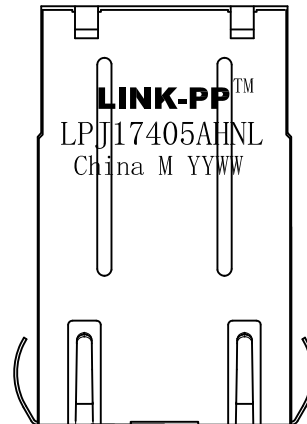
Left Side View



Suggested PCB Layout (Top View)



Bottom Side View



Top Side View

NOTES:

- Meets IEEE 802.3 specification
- Connector Materials:
 - Housing Material: Thermoplastic PBT+30%G.F UL94V-0
 - Contact Material: Phosphor Bronze C5210R-EH Thickness=0.35mm
 - Pins: Brass C2680R-H Thickness=0.35mm
 - Shield: Copper alloy Brass H65Y Thickness=0.20mm
 - Shield plating: Nickel
 - Contact plating: Gold 6 micro-inches min. In contact area.
- Wave solder tip temperature: 265°C Max, 5 Sec.
- UL Certification: File Number E484635.

X:X ±0.30	APPD:	LINK-PP INT'L TECHNOLOGY CO., LIMITED		
X:XX ±0.25	CHKD:	TITLE: 2*1 RJ45 Connector with 10/100 Base-T Integrated Magnetics		
X:XXX ±0.05	DR: TOM	PART NO.: LPJ17405AHNL		
ANGLES ±1°	UNIT: mm			
	SCALE: 2/1	SHEET: 2/2	REV: A	DWG NO.: LP18082201