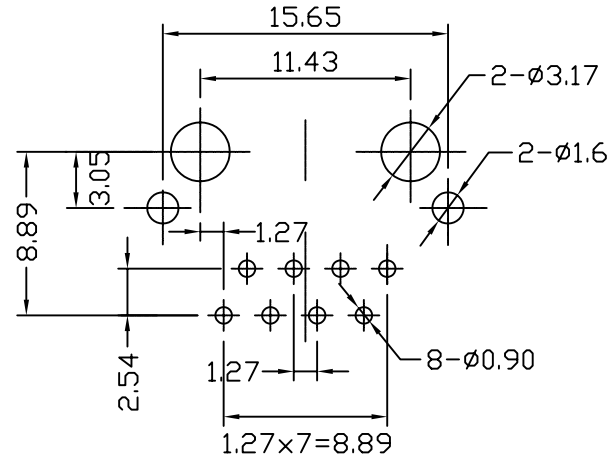
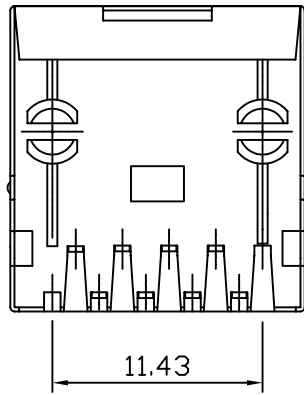
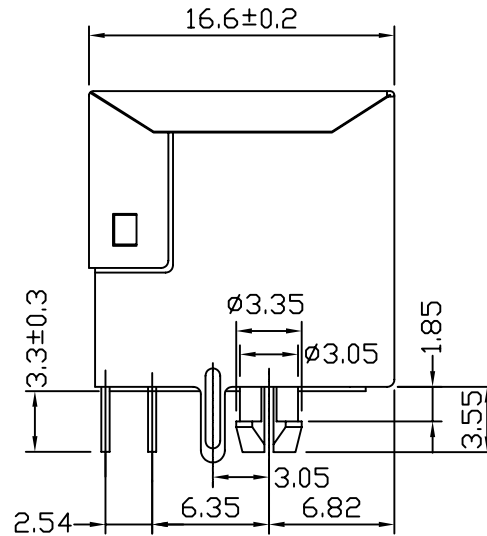
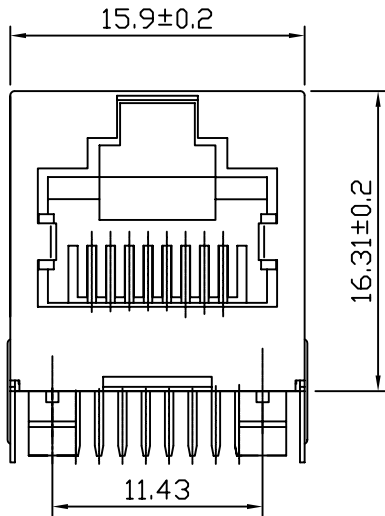


Mechanical:

REV.	ECN NO.	DESCRIPTION	DATE	APPD
A	REL		2012/12/10	



PC Board Layout



- NOTES:
- MATERIAL:
- | | |
|---------------------|--|
| 1. HOUSING MATERIAL | :PBT UL94V-0. |
| 2. CONTACT MATERIAL | :PHOSPHOR BRONZE T=0.3mm. |
| 3. PLATING | :1. CONTACT AREA-SELECTIVE GOLD PLATING.
2. TAILS PLATING TIN OVER NICKEL |
| 4. SHIELD | :0.20-0.25mm THICKNESS BRASS WITH NICKEL PLATED NICKEL PLATED. |
- ELECTRICAL:
- | | |
|--------------------------|-----------------------------|
| 1. VOLTAGE RATING | :125VAC RMS. |
| 2. CURRENT RATING | :1.5AMP. |
| 3. CONTACT RESISTANCE | :30 MILLIOHMS MAX. |
| 4. INSULATION RESISTANCE | :500MEG OHMS MIN @ 500V DC. |
| 5. DIELECTRIC STRENGTH | :1000V AC RMS 50Hz. 1MIN. |
- MECHANICAL:
- | | |
|-------------------|------------------|
| 1. OPERATING LIFE | :600 CYCLES MIN. |
|-------------------|------------------|
- ENVIRONMENTAL:
- | | |
|--------------|------------------|
| 1. STORAGE | :-10°C TO +40°C. |
| 2. OPERATION | :-40°C TO +70°C. |



X:X	±0.25	APPD:	LINK-PP INT'L TECHNOLOGY CO., LIMITED
X:XX	±0.20	CHKD:	
X:XXX	±0.10	DR: TOM	TITLE: RJ45 1×1 CONNECTOR 8P8C CAT6
ANGLES	±1°	UNIT: mm	PART NO.: LPJE812DNL
	SCALE: 2/1	SHEET: 1/1	REV: A
			DWG NO.: LP12121021