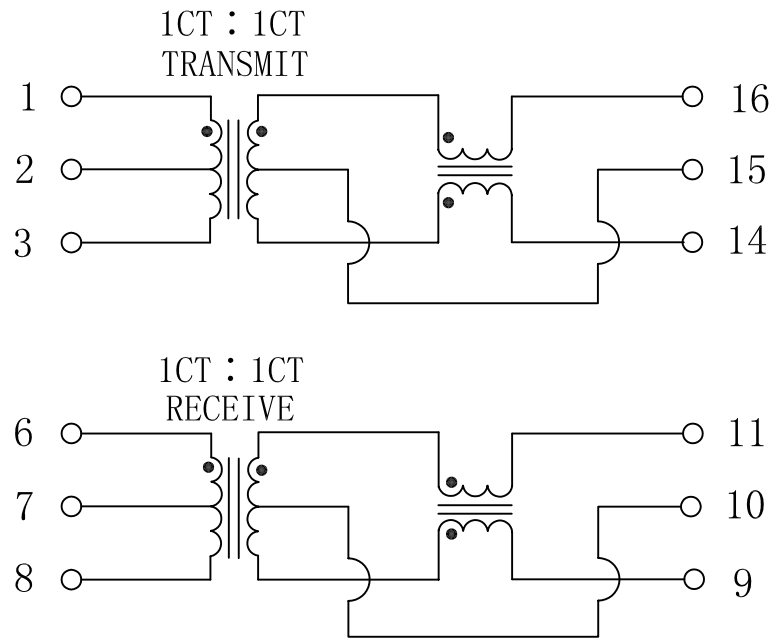


Schematic:

REV.	ECN NO.	DESCRIPTION	DATE	APPD
A	REL		11/08/2007	



Electrical Specifications @25°C

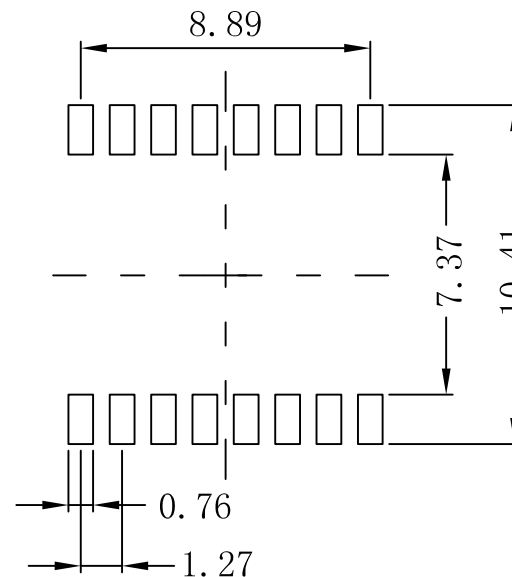
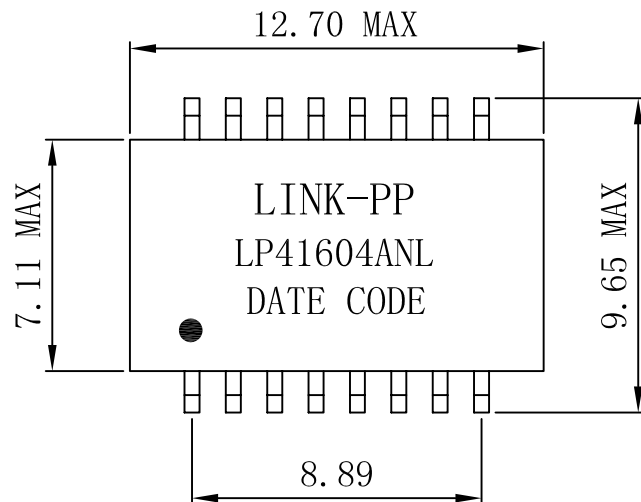
- Turns Ratio:
TX=1CT : 1CT RX=1CT : 1CT
- Insertion Loss:
0.1-100MHz:-1.1dB MAX
- Return Loss(dB TYP):
30MHz:-20 60MHz:-14
80MHz:-11.5
- Crosstalk(dB TYP):
30MHz:-45 60MHz:-40
100MHz:-35
- DCMR(dB TYP):
30MHz:-42 50MHz:-37
100MHz:-33
- Hipot: 1500Vrms MIN
- Operating Temperature: -40°C ~ +85°C.



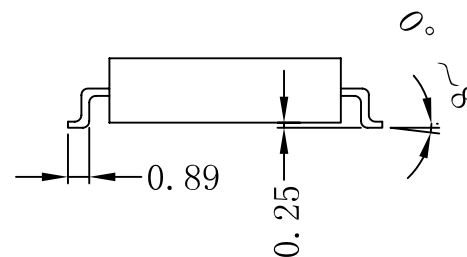
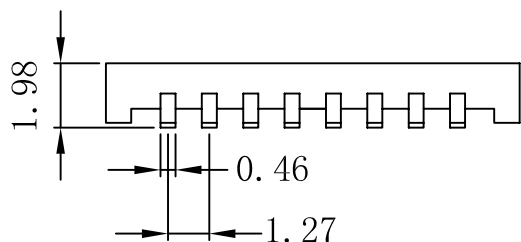
X:X	±0.20	APPD:	LINK-PP INT'L TECHNOLOGY CO., LIMITED	
X:XX	±0.10	CHKD:	TITLE: 10/100 Base PC Card Lan Magnetic Modules	
X:XXX	±0.05	DR: TOM	PART NO.: LP41604ANL	
ANGLES	±1°	UNIT: mm		
	SCALE: 2/1	SHEET: 1/2	REV: A	DWG NO.:

Mechanical:

REV.	ECN NO.	DESCRIPTION	DATE	APPD
A	REL		11/08/2007	



SUGGESTED PAD LAYOUT



NOTES:

1. Designed to support application, such as SOHO (ADSL modems), LAN-on-Motherboard (LOM), hub and Switches.
2. With various Turns Ratios.
3. OCL: 350uH Min .
4. RoHS "NL" peak solder rating 245°C.

X:X	±0.20	APPD:	LINK-PP INT'L TECHNOLOGY CO., LIMITED	
X:XX	±0.10	CHKD:		
X:XXX	±0.05	DR: TOM	TITLE: 10/100 Base PC Card Lan Magnetic Modules	
ANGLES	±1°	UNIT: mm	PART NO.: LP41604ANL	
	SCALE: 2/1	SHEET: 2/2	REV: A	DWG NO.: